

# Growing

  
**Bright Horizons.**  
Early Education & Preschool

# Readers Review

Book recommendations to help your child spark a lifelong love of reading

Celebrating

**25**  
years

## Infant and Toddler

### Hello Hello Colors

Written and Illustrated by Brendan Wenzel

Explore the delightful animals and lively colors in this concept-driven board book. The rhythmic text and extensive list of animals make a great read for all ages. You just might see an animal you have never heard of before!


#### Engaging activities

#### Make a play scene.

Gather toy animals similar to the ones in the story. Have your child sort the animals by color to match each page, then move beyond it and make the play realistic. For example, build a bear cave and talk about what bears eat and how they hibernate.

#### Plan an outing.

Plan a visit to the zoo, wildlife conservation, aquarium, or bird sanctuary to learn more about animals and their habitats. Visit the



[International Union for Conservation of Nature website](#) to learn more about each animal's conservation status.

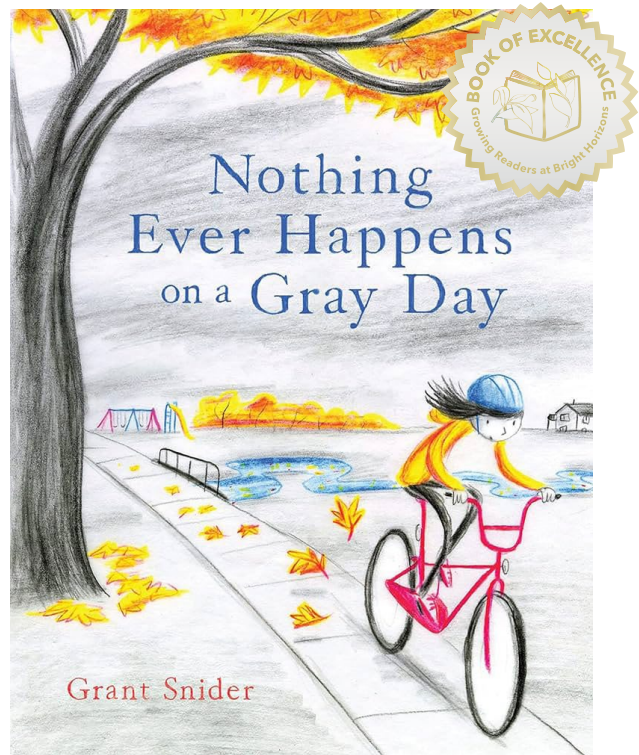
#### Count the animals.

Count the animals that appear for each color. Older toddlers can begin to understand that each number represents the quantity of objects, a big step in math learning. Write the numeral for each color on a small sticky note and add it to the book. Ask your child if they would like to select a topic for their collage or story.

# Nothing Ever Happens on a Gray Day

Written and Illustrated by Grant Snider

On a seemingly glum day, a young girl begins her journey around the neighborhood on her bicycle. Along the way, what were once gray colors slowly begin to trickle with streaks of yellow and spots of blue. Snider's descriptive language such as the "crackly leaves" or the "loud barking dogs", gives us a sensory exploration of the character's journey.



## Engaging activities

### Practice mindfulness.


When she takes a seat by the river, the character takes a moment to ground herself in nature. Find a quiet place to sit, take a few deep breaths, think of a happy place, or begin to describe the sensory environment around you. What do you smell, hear, or feel?

### Brainstorm activities.

After reading the book, ask your child to create a list of activities they might try when they are bored or having a gloomy day. Perhaps they want to make a fort, bake a treat, snuggle up with a book, or put on rain boots to jump in a puddle. Keep these ideas visible to inspire play on a future day.

### Map the neighborhood.

Go for a walk, paying close attention to the trees, houses, people, and playgrounds in your neighborhood. Based on your memory, create a large map of your neighborhood.



# Celebrating 25 years of Growing Readers

For 25 remarkable years, Growing Readers has been a champion of excellence in the world of children's literature. During this time, we have fostered a lifelong love of reading in young children. We are committed to promoting literacy and nurturing children's imaginations.

The passion and experience behind Growing Readers elevate the process of selecting and reviewing high-quality children's books that highlight diverse voices and stories. We strive to ensure that children of all backgrounds and abilities see themselves reflected in the books they read. Through each issue we have guided young readers to discover stories that inspire, educate, and delight. We strive to inspire and support the next generation of readers and thinkers.

# Reading news

**We've been busy over the years!**

**1,250+ books reviewed in 25 years.**

**2300+ hours spent planning, reviewing, and writing.**

## Growing Readers Book Club

The latest [Growing Readers Book Club Video](#) features the book *Nothing Ever Happens on a Gray Day* by Grant Snider. Join Teacher Nate as he encourages children to notice the extraordinary within an ordinary day.



# Storytelling tips

## Vocabulary

In the book, *Nothing Ever Happens on a Gray Day*, notice the author's choice of words like gnarled or creaky, that add a layer of sensory exploration to the illustrations.

What do the words tell you about what noises she is hearing around her? What does it tell you about what she is seeing or how things move? Act out the sensory vocabulary to give your child a better understanding of each of the words. Include a few props for your child to imitate one of the sensory words such as dried leaves that make a crunch or an empty bowl to make an echo.

While reading *Hello Hello Colors*, point out the colors that appear on each page. Invite your child to read with you by saying, "Hello," and pausing for them to fill in the name of the color. Discuss the words that the author uses to describe the colors and or animals, such as "warm, bright, and rare." Add to the fun by bringing some stuffed animals to join the storytelling!



**Make reading a joyful part of your child's daily routine**

[brighthorizons.com/GrowingReaders](https://brighthorizons.com/GrowingReaders)

